

Quick Pick Activity Plan and Templates

These activities are designed to extend and supplement lessons as needed. Students can complete Quick Picks in 15-30 minutes independently or in a group setting for any of the lessons. The **Think About** questions and **Learning Targets** for each lesson serve as the prompts for each activity.

Role Play

Write a role play script

- Students may do this individually or in pairs
- Instructor prints out the Role Play template
- Instructor or student chooses a Think About question
- Students draft a script for a role play scenario that addresses the selected question
- Students fill in the template with the script
- Students may decide to do this in alternate formats, such as voice recording

Pros and Cons

Create a pros and cons chart

- Instructor prints out the Pros and Cons template
- Instructor or student chooses a Think About question
- Students and instructor brainstorm a decision they may have to make involving the topic of this question (Instructors can do this ahead of time as well)
- Students fill in the pros and cons chart according to the selected decision
- Students may decide to do this in alternate formats, such as voice recording

Tweet It

Answer the question in 140 characters or less

- Instructor prints out the Twitter template
- Instructor provides the question or learning target
- Students write a statement that answers the question or summarizes understanding of the learning target and has 140 characters or less
- Students may decide to do this in alternate formats, such as voice recording. Instructors can add a time limit rather than a word limit in this case.

ROLE PLAY

TITLE: _____

BY:

TOPIC/QUESTION:

CHARACTERS:

CHARACTER 1: _____

CHARACTER 2: _____

SETTING: _____

PAGE #: _____

CHARACTER 1:

CHARACTER 2:

CHARACTER 1:

CHARACTER 2:

CHARACTER 1:

CHARACTER 2:



Name: _____

Date: _____

Pros and Cons

Pros and cons are the good and not so good outcomes that can happen when you make a decision. Thinking about pros and cons can help you decide if it is the right decision for you. Choose a question or topic from the current lesson you are working on and identify the pros and cons of a decision that may have to be made.









Topic: _____

 Pros	 Cons

Fillable Cards for Chart

Students can fill in the cards and cut them out to paste them into the chart



Name: _____

Date: _____

Twitter

Write a statement that answers the question in 140 characters or less.

QUESTION



QUESTION