

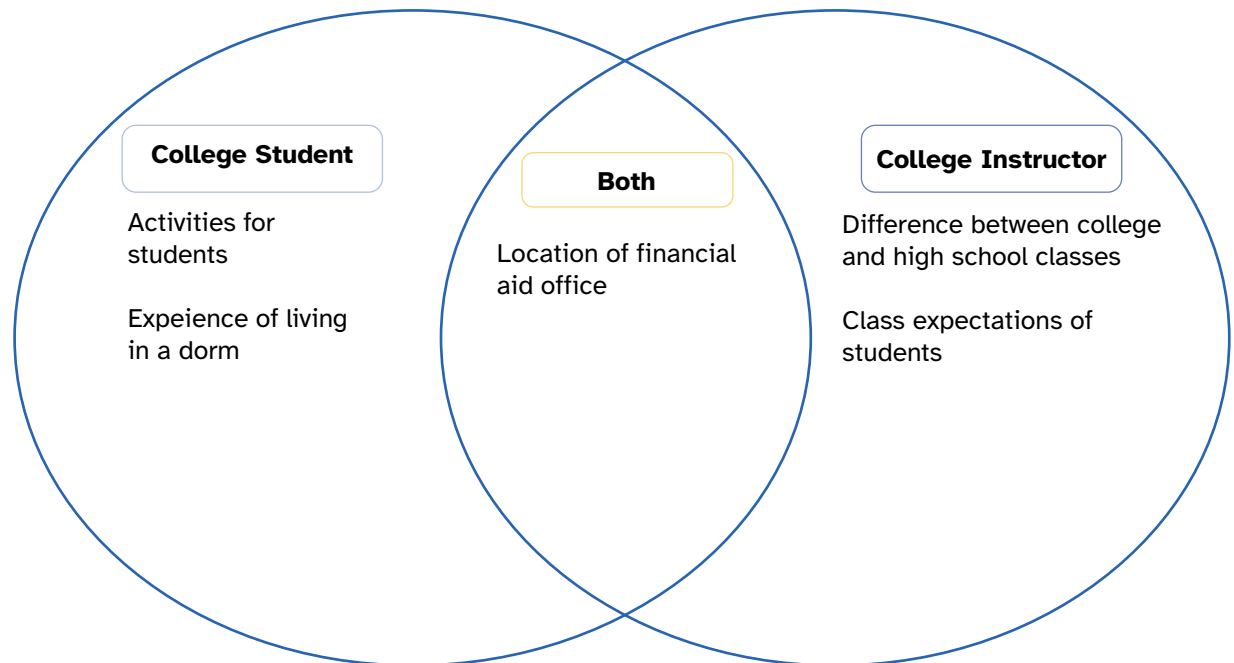
A Venn Diagram is a tool that uses overlapping circles to show the similarities and differences between two things. In this activity, you will use the Venn diagram and word bank below to find the similarities and differences between what you will learn during an information session and college tour. Use this tool to help you decide which experience you are interested in exploring.

**Example Venn Diagram:**

**Word Bank**

- Activities for students
- Difference between college and high school classes
- Location of financial aid office
- Class expectations of students
- Experience of living in a dorm

**Best Place to Get Information About College**



# Best Place to Get Information About College Venn Diagram

## Word Bank

Skills needed for college

Applying to college

Experience of living in a dorm

Programs offered at college

Getting around campus

Library location


Admissions office location

Deadline for college applications

Opportunity to talk with college staff

Opportunity to talk with students


**Information Session**



**Both**



**College Tour**





## Answer Key

