


Community Resource Mapping

Website: <https://sites.google.com/view/mymapscop/home>



On the website you will find information from each of the four sessions we had, including outside websites we had used at those sessions and a Padlet showing participants' responses and ideas. In the resources tab, you will find the following guides and PowerPoints:

Teacher and Student Manual




- Created to be used with high incidence students
- Includes teacher guide and student guide
- Can be used independently with students or in a group
- Will result in a “living” student resource map

Adapted Teacher and Student Manual A



- Created for students who need more support
- Includes a step-by-step student guide and PowerPoint to create map
- Includes options for extension and supplemental activities
- Will result in a “living” student resource map

Adapted Teacher and Student Manual B



- Created for students who need the most support
- Has more pictorial supports in PowerPoint
- Includes multiple extension and supplemental activities in Appendix B of teacher guide
- Will result in a completed address chart so a partner can help create Google My Map